
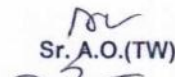


CHAPTER-5
ERECTION OF SUPPORTS & STAYS

Chapter Code No	DESCRIPTION OF WORK	UNIT	Rate/ Unit
1	2	3	4
5.1	Erection of all type of steel supports in the excavated pit in alignment after checking the same with plumb line including fixing of cross arms and top hamper before erecting the supports. The support should be grouted and muffed in cement concrete of ratio 1:3:6 as per item No. 5.7 the remaining portion of the pit will be back filled with soil. The nuts & bolts will be provided by the contractor as per Nigam's specification for which payment will be made at the prevailing store issue rates. The cost muffing and grouting will be paid extra.		
5.1.1	R.S.Joists	M.T.	1976.89
5.1.2	M.S.Rails	M.T.	1928.65
5.1.3	Lattice Structure	M.T.	5417.67
5.2	Erection of PCC poles in excavated pit with fixing of brackets,cross arms & top hampers as required in alignment after checking the same with plumb line. The support is to be back filled with soil with proper ramming. The nuts & bolts are to be provided by the contractor as per Nigam's specification for which the payment will be made at the prevailing Discom store issue rates.		
	(A) IN URBAN AREA		
5.2.1	PCC Poles 8 Mtr. Long (200Kg)	Nos.	430.07
5.2.2	PCC Poles 9 Mtr. Long (400 Kg)	Nos.	654.72
5.2.3	PCC Poles 11 Mtr. Long	Nos.	745.07
5.2.4	PCC Poles 9 Mtr. Long (200Kg)	Nos.	541.03
	(B) IN RURAL AREA		
5.2.5	PCC Poles 8 Mtr. Long (200Kg)	Nos.	342.48
5.2.6	PCC Poles 9 Mtr. Long (400 Kg)/200 Kg	Nos.	498.61
5.2.7	PCC Poles 10 / 11 Mtr. Long	Nos.	575.22
5.2.8	PCC Poles 9 Mtr. Long(200Kg.)	Nos.	419.95
5.3	Erection & assembly of 2 Pole structures of steel supports or PCC poles in excavated pit in alignment after checking the same with plumb line. Including fixing of top bracing of M.S.Channels with pilot plates and clamps. The support is to be back filled with soil with proper ramming. The nuts & bolts are to be provided by the contractor as per Nigams specification for which the payment will be made at the prevailing Discom store issue rates.		
5.3.1	PCC Poles 9 Mtr. Long(400 Kg.)/11Mtr.long	Nos.	1438.28
5.3.2	PCC Poles 8 Mtr. Long /R.S. Joist	Nos.	1013.54
5.3.3	PCC Poles 9 Mtr. Long(200 Kg.)	Nos.	1224.61
5.4	Erection & fixing of G.I.Stay sets with anchor plates in excavated pit in required position and back filling with soil with proper ramming. The work includes fixing of stay clamps. Stay insulator with stay wire at both ends with proper tension. Size of stay set/stay wire		
5.4.1	8"x3/4" with 7/8 SWG stay wire	Nos.	308.99
5.4.2	6"x5/8" with 7/10 SWG stay wire	Nos.	267.44


AEN(TW)


XEN(TW)


Sr. A.O.(TW)
30/2
[9]


SE(TW)

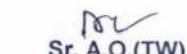
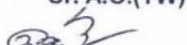
Code No			Unit
1	2	3	4
5.5	Erection & fixing of steel struts in the excavated pit in position. The top end of the strut will be properly holed/welded with the main support muffed in cement concrete of ratio 1:3:6 as per item No.5.7. The nuts and bolts will be provided by the contractor as per Nigams specification for which payment will be made at the prevailing store issue rate. The cost of muffing and grouting will be paid extra.		
5.5.1	R.S.Joists	M.T.	1909.23
5.5.2	M.S.Rails	M.T.	1728.55
5.5.3	Lattice Structure	M.T.	3779.13
5.5.4	P.C.C Poles 8 Meter	Nos.	410.83
5.5.5	P.C.C Poles 9 Meter(200Kg.)	Nos.	463.74
5.6	Providing and laying of cement concrete in ratio 1:3:6 using 43 grade cement, river sand and 12 mm to 20 mm graded blast crusher broken in pit/foundation according to the size/type of supports/stay set including compaction/curing for 21days in steel plates shuttering /farmer base.	CUM	3129.55
5.7	Supplying and laying of randum rubble stone boulder having weight not less than 20 kgs.	CUM	512.86
5.8	Fixing of all type of fabricated material on erected supports with nut & bolts as per approved design & drawing of sub-station.	MT.	3502.08

NOTE:-

- 1 The approved design of cement concrete work will be given by the AEn./Incharge of the works.
- 2 The payment of cement concrete work as per accurate measurement will be made in addition to the work of support erection.
- 3 The rates are inclusive of all the material such as river send stone grit, water and T&P etc. unless otherwise specified.
- 4 The quality of cement and other material shall be got checked and approved by the AEN. Incharge,
- 5 The cement shall be supplied departmentally if avaiable otherwise contractor will have to arrange the same at his level.
- 6 If the stay required to be grouted in cement then the rates as indicated in item 5.7 will be applicable & paid in addition to above rates and the charges for back filling with soil will be deducted @ 10.00 per cum.
- 7 If stay insulator is not availabe with the Nigam. Then the contractor will have to provide the same as per Nigams Specification for which he will be paid in accordance with Prevailing Discom store issue rates
- 8 Dismantling charges for all the items will be 60% of item Rates of erection charges . However charges for transportation of the material from works site in the sub-division store shall be paid as item rate of chapter III (transportation of material). The payment will be made after issuance of certificate by the AEn. concerned that all the dismantled material has been safely received in the sub-divisional store.
- 9 The nuts and bolts will be priveded/supplied by the contractor which will confirm to relevant ISS.
- 10 The Rates are inclusive of all applicable Taxes/ Duty except service tax which will be paid extra by Nigam if applicable.


AEN(TW)


XEN(TW)


Sr. A.O.(TW)

[10]


SE(TW)